

More4apps

# Functional Impact Document

Project Wizard

Created By: More4apps  
Creation Date: 01 Aug 2018  
Version: 7.0  
Version Date: 14 Aug 2020

## Contents

<b>Release 9.4.66 – 14/08/20</b> .....	<b>3</b>
1.1. Task Location LOV on Task Form.....	3
1.2. Improvement for the Assets Section.....	5
1.3. Support added for the Asset ID column to allow changes to existing Asset Names.....	5
1.4. Asset Add/Update/Delete button removed from Assets form.....	5
1.5. Additional Columns added to Planning Resource section .....	6
<b>Release 9.4.36 – 05/03/20</b> .....	<b>7</b>
1.6. Added Resource Format filter to Planning Resources form .....	7
1.7. Added New Color Scheme .....	8
1.8. Added Task Currency details .....	9
1.9. Change of name from 'Include Actions' to 'Include Deliverable Actions' on the Download form.....	11
<b>Release 9.3.06 – 16/07/19</b> .....	<b>13</b>
1.1. Added New Color Scheme .....	13
1.2. Changes to Mode Name and Template Sheet Name .....	14
<b>Release 9.2.205 – 05/03/19</b> .....	<b>15</b>
<b>Release 9.2.174.1 – 14/09/18</b> .....	<b>19</b>
<b>Release 9.2.150 – 06/04/18</b> .....	<b>22</b>
<b>Release 9.2.133 – 22/01/18</b> .....	<b>24</b>

## Release 9.4.66 – 14/08/20

This release includes various bug fixes and enhancements/changes. Along with these, we have added additional columns for the Planning Resources section.

Whilst we at More4apps have tried to maintain the same look and user interaction, some functionality has been modified. In this version, we have added new columns in the Planning Resources section so whilst you **can** use your previous template/worksheets in this version, we recommend that your templates are updated to incorporate the new columns.

There are no changes to the Project Wizard specific packages.

For information on the changes included in this release, please see below:

1.1. Task Location LOV on Task Form	
Version: 9.4.55	Date: 16/6/2020
Task Location field has been added to the Tasks form where a location can be selected from a dropdown list.	

Tasks

Main | Schedules | Cross Charge | Top Task Customer | Other | Currency

Parent Task Number: [Dropdown]

Task Number: 1.0

Task Name: Design

Long Name: Design

Description: Design

Task Organization: Services-South

Service Type Code: Contract Administration

Work Type Code: Federal Customer-billable

Task Type Code: [Dropdown]

Task Location: [Dropdown]

- Baumbore 45
- Baumbore 45
- Baumbore 45
- Mexikorig 2
- Ngoyen 370

Start Date: 1/08/2020

Completion Date: 1/08/2025

Assigned Asset: [Dropdown]

Add Delete

Accept Cancel

## 1.2. Improvement for the Assets Section

Version: 9.4.52

Date: 10/6/2020

In this version, the Assets section has been worked on extensively to improve the performance when an upload or a download is carried out for Assets. Also, a few bugs have been fixed for the Assets section.

## 1.3. Support added for the Asset ID column to allow changes to existing Asset Names

Version: 9.4.46

Date: 12/5/2020

Support is added for the column **Asset ID** in the Assets section to allow changes to the Asset Name. To use this functionality, manually add a new column in the Assets section and label it as **Asset ID**, as shown below. When the Asset details are downloaded, Asset IDs for the Assets will get downloaded too.

Note that Asset attributes cannot be modified after capitalization.

ASSETS													
Assignment	Asset Status	Asset Error	Asset ID	Asset Name	Asset Number	Asset Type	Retirement Target	Asset Key	Asset Description	Asset Category	Asset Book	Location	Per
			83778	Wai 10005		As-Built			Wai 10005	BUILDING-OFF	SVCS COR	New York	
			83779	Wai 10006		As-Built			Wai 10006	BUILDING-OFF	SVCS COR	New York	
			83780	Wai 10007		As-Built			Wai 10007	BUILDING-OFF	SVCS COR	New York	

## 1.4. Asset Add/Update/Delete button removed from Assets form

Version: 9.4.46

Date: 12/5/2020

The Add/Update/Delete buttons have been removed from the Assets form to eliminate duplicate functionality of what is already available on the Project Wizard ribbon for Assets.

## 1.5. Additional Columns added to Planning Resource section

Version: 9.4.38

Date: 15/4/2020

The following read-only columns are now available for the Planning Resources section:

- Resource
- Resource Start Date
- Resource Finish Date
- Quantity: Planning Quantity
- Quantity: Actual Quantity
- Quantity: ETC Quantity
- Quantity: UOM
- Raw Cost: Planning Raw Cost
- Raw Cost: Planning Burdened Cost
- Raw Cost: Raw Cost Rate
- Raw Cost: Burdened Cost Rate
- Project Currency: Actual Raw Cost
- Project Currency: ETC Raw Cost
- Project Currency: Avg Raw Cost Rate
- Schedule: Scheduled Start Date
- Schedule: Scheduled Finish Date

When you want planning resources to be downloaded, please select **Workplan** in the dropdown list **Financial Workplan** available for Wizard Mode **Tasks**. If you do not select this option, planning resources will not be downloaded for workplan-enabled Projects.



## Release 9.4.36 – 05/03/20

This release includes various bug fixes and enhancements/changes. Along with these, we have included a new color scheme for More4apps Wizards.

Whilst we at More4apps have tried to maintain the same look and user interaction, some functionality has been modified. You can still use your current template worksheets in the new version, provided they were created in version 9.3.06 or later. We have implemented a new color scheme in this version of the Wizard so whilst you **can** use your previous template/worksheets in this version, we recommend that your templates are updated to incorporate the new color scheme.

There are no changes to the Project Wizard specific packages.

For information on the changes included in this release, please see below:

1.6. Added Resource Format filter to Planning Resources form	
Version: 9.4.31	Date: 10/02/2020
Resource Format can be selected when a planning resource is added to a project. A planning resource list is a combination of planning resource formats and planning resources.	

Project Wizard		RESOURCE STATUS		PLANNING RESOURCES				
PROJECT HEADER		TASKS	Resource Status	Resource Error	Resource	Resource Start Date	Resource Finish Date	Planning Quantity
Project Number	Task Number							
Zebra Building 280420	1.0				Amy Marlin, Pro	30/01/2013	28/04/2015	333
					Anne Hamilton, A	30/01/2013	28/04/2015	222
					Emily Heather, A	30/01/2013	28/04/2015	332
	1.1							
	1.1.1							
	1.1.2							
	1.2							
	2.0							
	3.0							
	9.0							

Planning Resources X

Please enter search criteria. Use % to return all Resources.

Resource Class:

Resource Format:  

- People
- Financial Category - Team Role
- Named Person - Financial Category
- Equipment
- Material Items
- Financial Elements
- Financial Category

Resource:

## 1.7. Added New Color Scheme

Version: 9.4.30

Date: 05/01/2020

New More4apps brand applied. This will have no functional impact on users and is purely a cosmetic update.

Existing templates with previous styles will work with this version, please note, however, the colors may change in these sheets when invoking Wizard functionality. See below for an example:



Project Wizard								
TEMPLATE	UPLOAD RESULTS		PROJECT HEADER					
Template	Upload Status	Upload Error	Project Number	Project Name	Long Project Name	Project Description	Project Organization	Distribution Rule
T, WT Template			WT 21012019	WT 21012019	WT 21012019	WT 21012019	Information Services	

## 1.8. Added Task Currency details

Version: 9.4.19

Date: 01/10/2019

Added six new columns on the Task sheet, modified the 'Currency' tab in the All Columns sheet and added a new tab 'Currency' to the Task form.

Task Currency					
Task Project Functional Currency	Task Project Functional Rate Type	Task Project Functional Rate Date	Task Project Currency	Task Project Rate Type	Task Project Rate Date
USD			USD		
USD			USD		
USD			USD		

The following values can be uploaded to Oracle Project Tasks:

- Project Functional Rate Type
- Project Functional Rate Date
- Project Rate Type
- Project Rate Date

The following values can be downloaded for Oracle Project Tasks:

- Project Functional Currency
- Project Functional Rate Type
- Project Functional Rate Date
- Project Currency
- Project Rate Type

- Project Rate Date

New column names for Tasks – Task Currency

- Task Project Functional Currency
- Task Project Functional Rate Type
- Task Project Functional Rate Date
- Task Project Currency
- Task Project Rate Type
- Task Project Rate Date

Tasks form:

Tasks

Main Schedules Cross Charge Top Task Customer Other Currency

Conversion Attributes to Project Functional Currency

Currency USD

Rate Type

Rate Date

Conversion Attributes to Project Currency

Currency USD

Rate Type

Rate Date

### 1.9. Change of name from 'Include Actions' to 'Include Deliverable Actions' on the Download form

**Version: 9.4.16**

**Date: 19/08/2019**

Change of checkbox name from 'Include Actions' to 'Include Deliverable Actions' on the Download Projects form:

Download Projects

Main | Task Filter | Transaction Controls Filter

Project: Zebra Building 28042015

Project Number From: [ ] To: [ ] Project Number List: [ ]

Start Date Range: [ ] To: [ ]

Source Template: [ ] Organization: [ ]

Project Type: [ ] Customer: [ ]

Classification: [ ]

Include End-Dated Class Codes:   Only include this Class Category / Classification

Role / Key Member: [ ] [ ] [ ]

Include End-Dated Key Members:   Only include this Role / Key Member

Project Status: [ ]

Project Search: [ ] like [ ]

Project Sort Order: Project Number

Task Sort Order: Workplan Display Order WBS Status: Working

Include Classifications  Include Program Links  Include Billing Assignments  
 Include Key Members  Include Assets  Include Deliverables  
 Include Customers  Include Asset Assignments  Include Deliverable Assignments  
 Include Tasks (Financial)  Include Planning Resources  Include Deliverable Actions  
 Include Transaction Controls  Include Billing Overrides  Include Cost Codes

Clear Download Cancel

## Release 9.3.06 – 16/07/19

This release includes various bug fixes and enhancements/changes. Along with these, we have included a new color scheme for More4Apps Wizards.

Whilst we at More4Apps have tried to maintain the same look and user interaction, some functionality has been modified. You **can** use your previous template/worksheets in this new version, but you may want to create new ones to utilise the new color scheme.

There are no changes to the Project Wizard specific packages.

For information on the changes included in this release, please see below:

### 1.1. Added New Color Scheme

Version: 9.3.00

Date: 14/06/2019

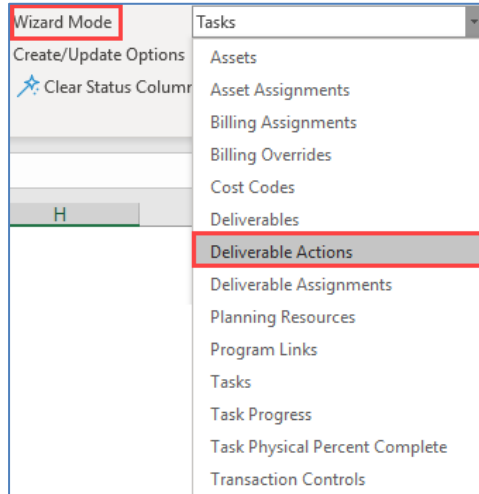
More4Apps has implemented a new color scheme, see below for an example:

TEMPLATE	UPLOAD RESULTS		PROJECT HEADER						
Template	Upload Status	Upload Error	Project Number	Project Name	Long Project Name	Project Description	Project Organization	Distribution Rule	Output Tax Code
T, Cost Plus			WT Cost Plus 10	WT Cost Plus 10	WT Cost Plus 10	WT Cost Plus 10	Services-West	Work/Work	

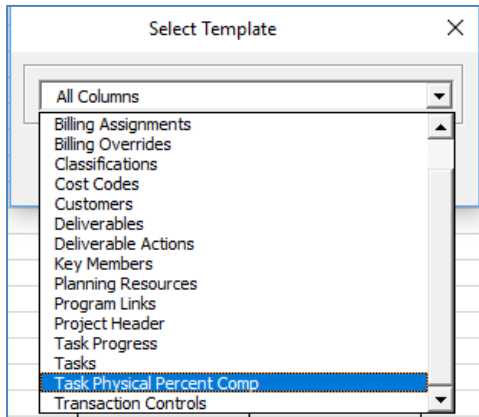
## 1.2. Changes to Mode Name and Template Sheet Name

Version: 9.2.206

Date: 11/03/2019



Wizard Mode Name change from **Action** to **Deliverable Actions**

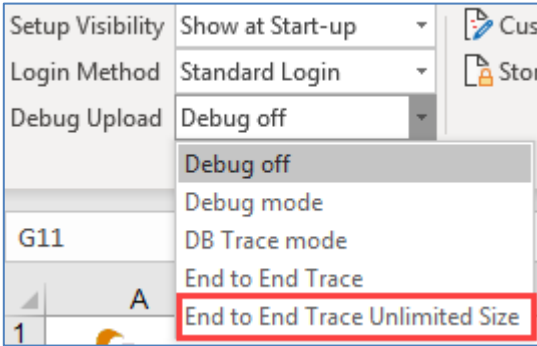


Template Name change from **Fin Percent Complete** to **Task Physical Percent Comp**

## Release 9.2.205 – 05/03/19



This release includes various bug fixes and enhancements/changes. Along with these, this version has improved performance on uploading multiple assets from the sheet.

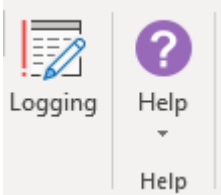
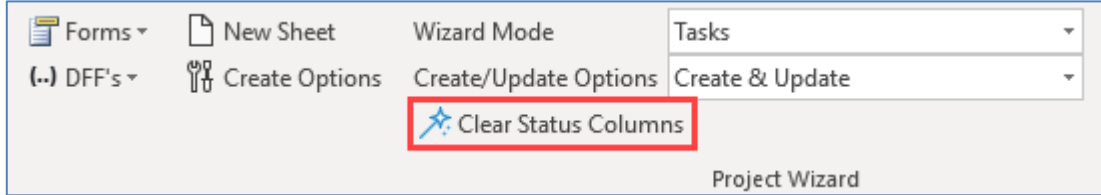
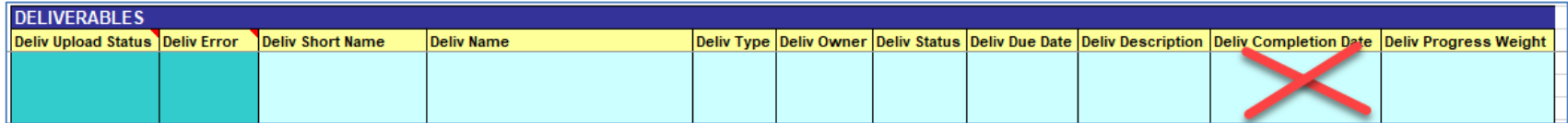
Whilst we at More4Apps have tried to maintain the same look and user interaction, some functionality has been modified. One column 'Deliv Completion Date' which is under the Deliverables section has been removed. You may need to modify your current template worksheets to work in this version. No change to the server-side packages have been made.

Version	Date	Description
9.2.197	15-01-2019	<p><b>Added Transaction Control APIs</b></p> <p>Project Wizard will no longer use More4Apps code to upload Transaction Controls if the customer has the appropriate patch installed on their environment. Delete Transaction Controls are not included in the public API, therefore users still need to set the profile option " to 'Yes' in order to delete Transaction Controls.</p>
9.2.196	18-12-2018	Performance enhancements for Project Asset upload. Assets and Asset Assignments will upload faster in this version.
9.2.194	05-12-2018	<p>New debug mode option 'End to End Trace Unlimited Size' added to <b>Project Wizard – Setup</b> ribbon.</p>  <p>The user will be under instruction from More4Apps Support (used for Support purposes only). The default value is 'Debug off' unless instructed by More4Apps to change.</p>

Version	Date	Description
		<p>End to End Trace Unlimited Size option allows the maximum size of trace files created whilst debugging to become unlimited. This resolves the scenario when trace files are too large that they were being truncated.</p> <p>A message box will be displayed when this option is chosen allowing the user to cancel and not set the trace off:</p> <p style="text-align: center;">“Please only use this under More4Apps advice. A very large trace file may be created. If you are unsure, please use the End to End Trace’ option rather than the ‘End to End Trace Unlimited Size’ option”.</p>
9.2.190	02-11-2018	Mandatory fields on the Deliverables and Deliverable Actions forms are highlighted with a yellow color.



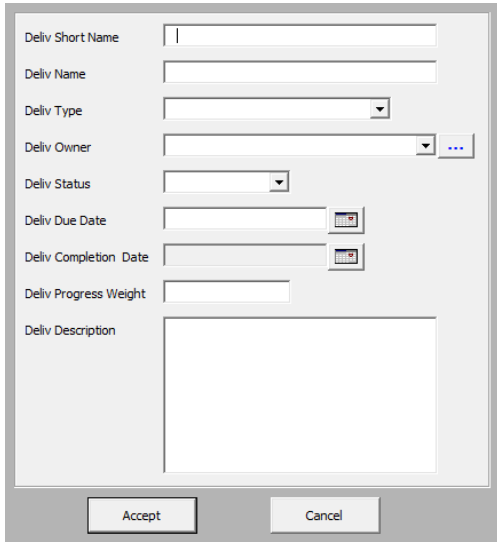
Version	Date	Description
		<div style="display: flex; justify-content: space-around;"> <div data-bbox="427 320 1055 1046"> <p style="text-align: center;">Deliverables <span>✕</span></p> <p>Deliv Short Name <input type="text"/></p> <p>Deliv Name <input type="text"/></p> <p>Deliv Type <input type="text"/></p> <p>Deliv Owner <input type="text"/> ...</p> <p>Deliv Status <input type="text"/></p> <p>Deliv Due Date <input type="text"/> </p> <p>Deliv Progress Weight <input type="text"/></p> <p>Deliv Description <input type="text"/></p> <p style="text-align: center;">Accept    Cancel</p> </div> <div data-bbox="1077 320 1827 1046"> <p style="text-align: center;">Deliverable Actions <span>✕</span></p> <p>Action Name <input type="text"/></p> <p>Action Owner <input type="text"/> ...</p> <p>Action Owner Id <input type="text"/></p> <p>Action Function <input type="text"/></p> <p>Deliv Action Due Date <input type="text"/> </p> <p>Action Description <input type="text"/></p> <p style="text-align: center;">Accept    Cancel</p> </div> </div>
9.2.188	23-10-2018	<p><b>Updated Project Wizard ribbon</b></p> <p><b>Logging</b> and <b>Help</b> buttons that assist with support. Click the Logging button to add an additional debug sheet to the Wizard. Help includes links to user guide and product documentation.</p>

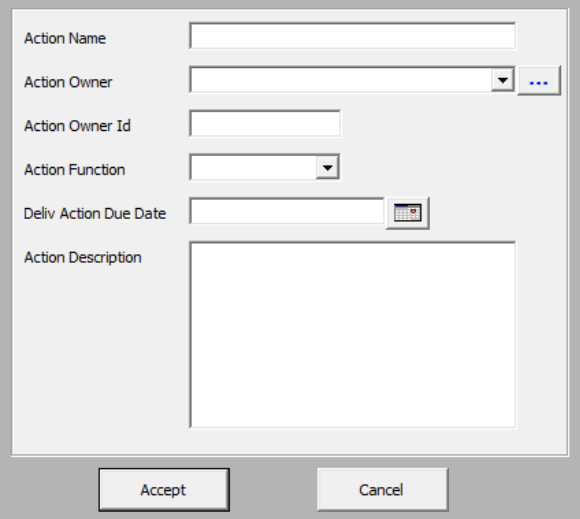
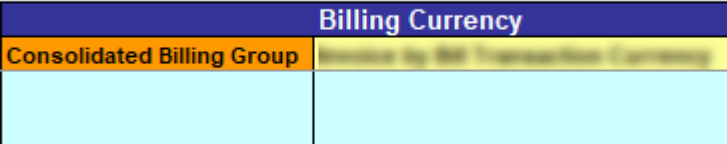
Version	Date	Description
		
9.2.184	25-09-2018	<p><b>Function Security</b></p> <p>Added functional security controls over uploading and downloading projects. Users without the correct function in their responsibility will not have access to view or make changes to projects.</p>
9.2.178	20-09-2018	<p><b>Updated Project Wizard ribbon</b></p> <p><b>Clear Status Columns</b> button to clear previously uploaded status from the Upload Status columns.</p> 
9.2.177	17-09-2018	<p>Removed 'Deliv Completion Date' column from the Wizard as the Oracle API does not upload these values as expected. An investigation into available Deliverable API is required to make this functionality work if there is customer demand. Deliverable status list of values updated to only contain 'Not Started' as other statuses had conditions outside of the scope of the current design.</p> 

## Release 9.2.174.1 – 14/09/18

This release includes various bug fixes and enhancements/changes. Along with these, this version has improved performance on downloading multiple projects to the sheet.

Whilst we at More4Apps have tried to maintain the same look and user interaction, some functionality has been modified. Two new columns are added to this version of the Wizard. You may need to modify your current template worksheets in the new version. No changes to the package have been made.

Version	Date	Description
9.2.165	27-08-2018	<p>Added new forms for the following sections:</p> <ul style="list-style-type: none"> <li> <b>Deliverables</b>  </li> </ul>

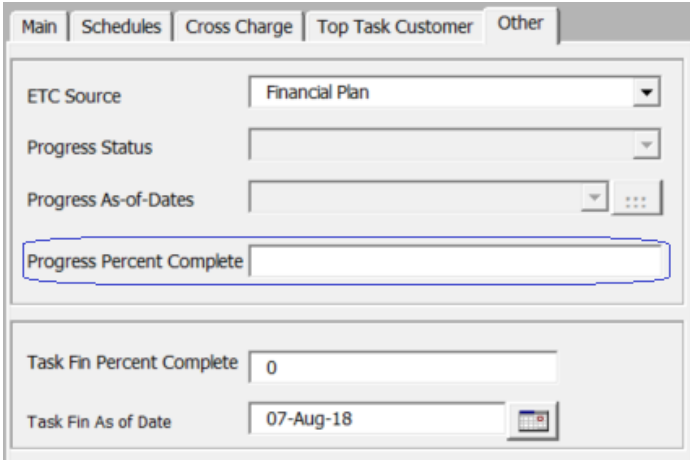
Version	Date	Description
		<ul style="list-style-type: none"> <li> <b>Deliverable Actions</b>  </li> </ul>
9.2.159	09-08-2018	<p>New column 'Consolidated Billing Group' added for Oracle EBS 12.2.4. The column color will be orange if the field is not available in the Oracle EBS version the user is using for the Wizard.</p> 
9.2.157	01-08-2018	New column 'Retirement Target Asset' added to All Columns Sheet and Asset and Assignments Sheet.

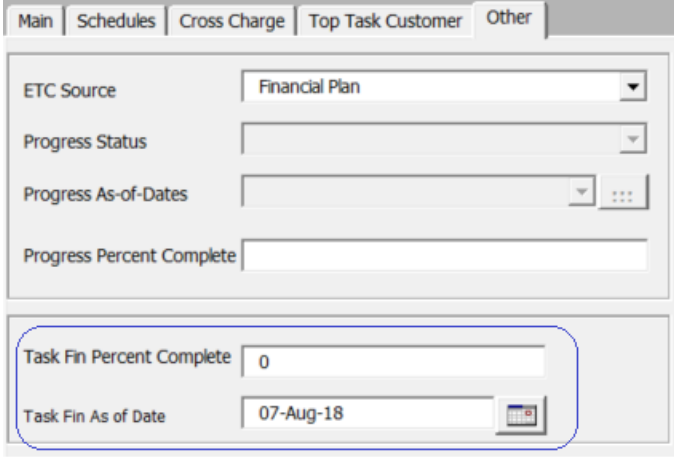
Version	Date	Description																																																																													
		<div data-bbox="427 320 1805 456"> <table border="1"> <thead> <tr> <th colspan="7" style="background-color: #000080; color: white;">ASSETS</th> </tr> <tr> <th style="background-color: #FFD700;">Asset Name</th> <th style="background-color: #FFD700;">Asset Number</th> <th style="background-color: #FFD700;">Asset Type</th> <th style="background-color: #FFD700;">Asset Key</th> <th style="background-color: #FFD700;">Asset Location</th> <th style="background-color: #FFD700;">Asset Book</th> <th style="background-color: #FFD700;">Asset Type</th> </tr> </thead> <tbody> <tr> <td></td> <td></td> <td></td> <td></td> <td></td> <td></td> <td style="background-color: #FFD700;">Retirement Target Asset</td> </tr> </tbody> </table> </div> <p data-bbox="427 515 1173 547">New field 'Retirement Target Asset' added to the Assets Form.</p> <div data-bbox="427 557 1173 1166"> <table border="1"> <tr> <td>Asset Name</td> <td><input type="text"/></td> <td>Asset Type</td> <td><input type="text"/></td> </tr> <tr> <td>Asset Number</td> <td><input type="text"/></td> <td>Retirement Target Asset</td> <td><input type="text"/></td> </tr> <tr> <td>Description</td> <td><input type="text"/></td> <td>Asset Key</td> <td><input type="text"/></td> </tr> <tr> <td>Category</td> <td><input type="text"/></td> <td>Location</td> <td><input type="text"/></td> </tr> <tr> <td>Assigned To</td> <td><input type="text"/></td> <td>Asset Book</td> <td><input type="text"/></td> </tr> <tr> <td>Depreciation Acct</td> <td><input type="text"/></td> <td>Depreciate</td> <td><input type="text" value="Y"/></td> </tr> <tr> <td>Estimated In Service Date</td> <td><input type="text"/></td> <td>Amortize Adjs</td> <td><input type="text" value="N"/></td> </tr> <tr> <td>Actual In Service Date</td> <td><input type="text"/></td> <td>Estimated Num of Asset Units</td> <td><input type="text"/></td> </tr> <tr> <td>Manufacturer</td> <td><input type="text"/></td> <td>Number of Asset Units</td> <td><input type="text"/></td> </tr> <tr> <td>Serial Number</td> <td><input type="text"/></td> <td>Parent Asset</td> <td><input type="text"/></td> </tr> <tr> <td>Tag Number</td> <td><input type="text"/></td> <td>Estimated Cost</td> <td><input type="text"/></td> </tr> <tr> <td></td> <td></td> <td>Model Number</td> <td><input type="text"/></td> </tr> </table> <div data-bbox="450 1018 1155 1059"> <table border="1"> <tr> <td>Project / Task Assignment</td> <td><input type="text"/></td> <td>Add Assignment</td> <td>Delete Assignment</td> </tr> </table> </div> <div data-bbox="465 1066 748 1161"> <table border="1"> <tr> <td>Add Asset</td> <td>Delete Asset</td> </tr> <tr> <td>Accept</td> <td>Cancel</td> </tr> </table> </div> </div>	ASSETS							Asset Name	Asset Number	Asset Type	Asset Key	Asset Location	Asset Book	Asset Type							Retirement Target Asset	Asset Name	<input type="text"/>	Asset Type	<input type="text"/>	Asset Number	<input type="text"/>	Retirement Target Asset	<input type="text"/>	Description	<input type="text"/>	Asset Key	<input type="text"/>	Category	<input type="text"/>	Location	<input type="text"/>	Assigned To	<input type="text"/>	Asset Book	<input type="text"/>	Depreciation Acct	<input type="text"/>	Depreciate	<input type="text" value="Y"/>	Estimated In Service Date	<input type="text"/>	Amortize Adjs	<input type="text" value="N"/>	Actual In Service Date	<input type="text"/>	Estimated Num of Asset Units	<input type="text"/>	Manufacturer	<input type="text"/>	Number of Asset Units	<input type="text"/>	Serial Number	<input type="text"/>	Parent Asset	<input type="text"/>	Tag Number	<input type="text"/>	Estimated Cost	<input type="text"/>			Model Number	<input type="text"/>	Project / Task Assignment	<input type="text"/>	Add Assignment	Delete Assignment	Add Asset	Delete Asset	Accept	Cancel
ASSETS																																																																															
Asset Name	Asset Number	Asset Type	Asset Key	Asset Location	Asset Book	Asset Type																																																																									
						Retirement Target Asset																																																																									
Asset Name	<input type="text"/>	Asset Type	<input type="text"/>																																																																												
Asset Number	<input type="text"/>	Retirement Target Asset	<input type="text"/>																																																																												
Description	<input type="text"/>	Asset Key	<input type="text"/>																																																																												
Category	<input type="text"/>	Location	<input type="text"/>																																																																												
Assigned To	<input type="text"/>	Asset Book	<input type="text"/>																																																																												
Depreciation Acct	<input type="text"/>	Depreciate	<input type="text" value="Y"/>																																																																												
Estimated In Service Date	<input type="text"/>	Amortize Adjs	<input type="text" value="N"/>																																																																												
Actual In Service Date	<input type="text"/>	Estimated Num of Asset Units	<input type="text"/>																																																																												
Manufacturer	<input type="text"/>	Number of Asset Units	<input type="text"/>																																																																												
Serial Number	<input type="text"/>	Parent Asset	<input type="text"/>																																																																												
Tag Number	<input type="text"/>	Estimated Cost	<input type="text"/>																																																																												
		Model Number	<input type="text"/>																																																																												
Project / Task Assignment	<input type="text"/>	Add Assignment	Delete Assignment																																																																												
Add Asset	Delete Asset																																																																														
Accept	Cancel																																																																														

## Release 9.2.150 – 06/04/18

This release includes various bug fixes and enhancements/changes.

Whilst we at More4Apps have tried to maintain the same look and user interaction, some functionality has been modified. You can still use your current template worksheets in the new version.

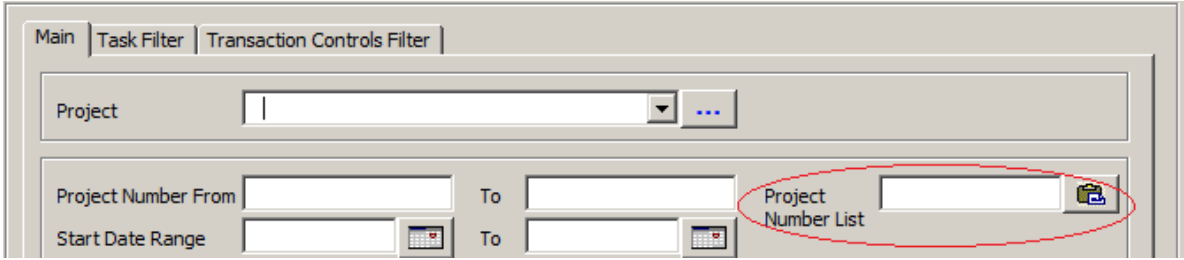
Version	Date	Description
9.2.143	05-03-18	<p>Added 'Progress Percent Complete' field to the Tasks form. While the column already existed in the Wizard, it was not previously available in the user entry form.</p>  <p>The screenshot shows a software interface with several tabs: 'Main', 'Schedules', 'Cross Charge', 'Top Task Customer', and 'Other'. The 'Main' tab is active. Below the tabs, there are several input fields: 'ETC Source' (dropdown menu with 'Financial Plan' selected), 'Progress Status' (dropdown menu), 'Progress As-of-Dates' (dropdown menu with a three-dot menu icon), 'Progress Percent Complete' (text input field, highlighted with a blue border), 'Task Fin Percent Complete' (text input field with '0' entered), and 'Task Fin As of Date' (text input field with '07-Aug-18' and a calendar icon).</p>
9.2.140	02-03-18	<p>Added 'Task Fin Percent Complete' and 'Task Fin As of Date' fields to Tasks form. While these columns already existed in the Wizard, they were not previously available in the user entry form.</p>

Version	Date	Description
		
9.2.135	19-01-18	The template chosen is now reflected in the worksheet name to make it easier to identify which template each sheet is using. You can still rename the sheet if required.

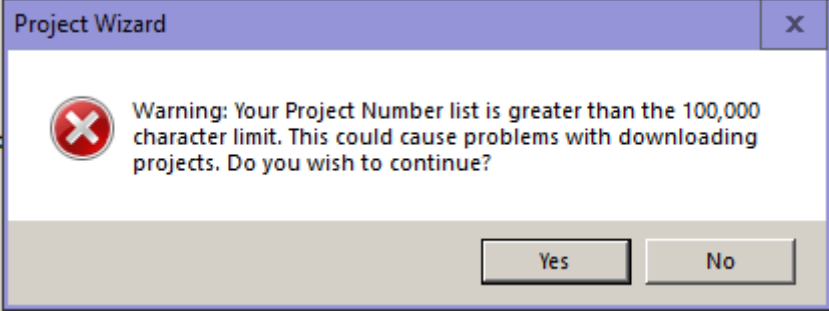
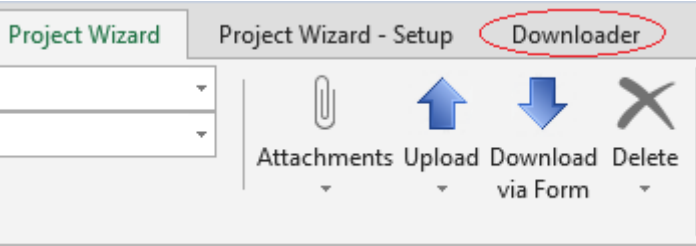
## Release 9.2.133 – 22/01/18

This release includes various bug fixes and enhancements/changes. Along with these, this version has Attachments functionality added to it.

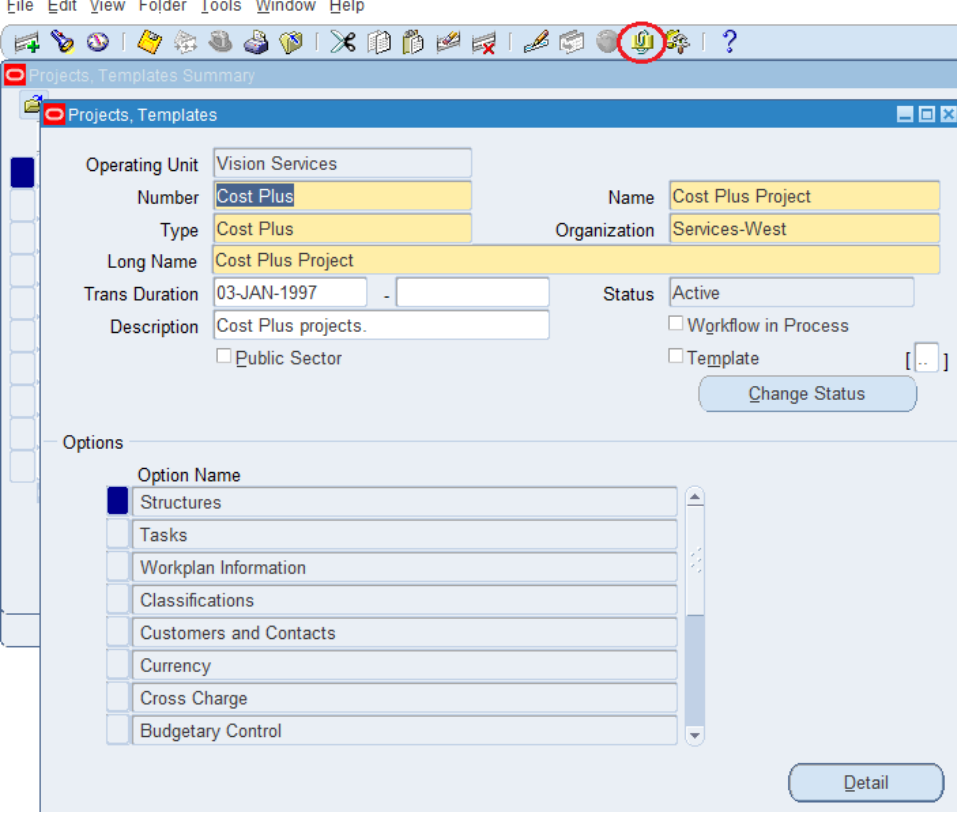
Whilst we at More4Apps have tried to maintain the same look and user interaction, some functionality has been modified. You can still use your current template worksheets in the new version however you will need to add the Attachments section in if you wish to upload Attachments.

Version	Date	Description
9.2.124	08-01-2018	<p>Increased size limit for Project Number CSV download list.</p> <p>The download limit for combined characters in the CSV list was 1000. This has been increased to 20,000 for 11i and 100,000 for R12.</p> <p>If these new limits are exceeded a message will be returned to the user and the number in that message will reflect the limit depending on the instance used (11i or R12).</p> 



Version	Date	Description
		
9.2.123	03-01-2018	<p>Added UDA Class Category association search based on values on worksheet (when creating new Projects).</p> <p>This used to be a 2-step process – upload the new Project and associated Classifications then a second upload was needed to create the Classification UDA’s. The enhancement has been applied in this version and resolves this issue by making it a 1-step process – Classification UDA’s are created at the same time as the Classifications.</p>
9.2.103	08-11-2017	<p>Added the new Downloader functionality.</p>  <p>For information on the Downloader Add-In click <a href="#">here</a> for the user documentation.</p>
9.2.94	16-10-2017	<p>Fix to allow UDA form to work with multi-row UDAs. This form is not in the ribbon, it will open once the user has added in their UDA columns and double clicks in the columns.</p>

Version	Date	Description																																																
		The UDA sample sheet has referred to them but the functionality in the Wizard wasn't there. This has been rectified and you can now upload multi-row UDAs.																																																
9.2.88	03-10-2017	<p>The Wizard now has Attachments functionality. This is at the Project level only at this stage. There is an additional section for it in the Wizard.</p> <p>If you are using an older version worksheet in the new Wizard version you can simply add the Attachment section by creating a New Sheet, selecting the 'All Columns' template, copying the columns then pasting them into your own worksheet.</p> <p>Full details in our User Documentation: <a href="#">Attachments</a></p> <table border="1"> <thead> <tr> <th colspan="8">PROJECT HEADER ATTACHMENTS</th> </tr> <tr> <th>Proj Attach Status</th> <th>Proj Attach Messages</th> <th>Proj Attach Sequence</th> <th>Proj Attach Title</th> <th>Proj Attach Category</th> <th>Proj Attach Desc</th> <th>Proj Attach Type</th> <th>Proj Attach Content</th> </tr> </thead> <tbody> <tr> <td><i>Accepted</i></td> <td></td> <td>10</td> <td></td> <td>Miscellaneous</td> <td></td> <td>Short Text</td> <td>Project Wizard now has Attachments!</td> </tr> <tr> <td><i>Accepted</i></td> <td></td> <td>30</td> <td></td> <td>Miscellaneous</td> <td></td> <td>Long Text</td> <td>Welcome to Project Wizard by More4Apps,</td> </tr> <tr> <td><i>Accepted</i></td> <td></td> <td>40</td> <td></td> <td>Miscellaneous</td> <td></td> <td>Web Page</td> <td>www.stuff.co.nz</td> </tr> <tr> <td><i>Accepted</i></td> <td></td> <td>40</td> <td></td> <td>Miscellaneous</td> <td></td> <td>File</td> <td>C:\Users\more4apps\Pictures\logo.JPG</td> </tr> </tbody> </table>	PROJECT HEADER ATTACHMENTS								Proj Attach Status	Proj Attach Messages	Proj Attach Sequence	Proj Attach Title	Proj Attach Category	Proj Attach Desc	Proj Attach Type	Proj Attach Content	<i>Accepted</i>		10		Miscellaneous		Short Text	Project Wizard now has Attachments!	<i>Accepted</i>		30		Miscellaneous		Long Text	Welcome to Project Wizard by More4Apps,	<i>Accepted</i>		40		Miscellaneous		Web Page	www.stuff.co.nz	<i>Accepted</i>		40		Miscellaneous		File	C:\Users\more4apps\Pictures\logo.JPG
PROJECT HEADER ATTACHMENTS																																																		
Proj Attach Status	Proj Attach Messages	Proj Attach Sequence	Proj Attach Title	Proj Attach Category	Proj Attach Desc	Proj Attach Type	Proj Attach Content																																											
<i>Accepted</i>		10		Miscellaneous		Short Text	Project Wizard now has Attachments!																																											
<i>Accepted</i>		30		Miscellaneous		Long Text	Welcome to Project Wizard by More4Apps,																																											
<i>Accepted</i>		40		Miscellaneous		Web Page	www.stuff.co.nz																																											
<i>Accepted</i>		40		Miscellaneous		File	C:\Users\more4apps\Pictures\logo.JPG																																											

Version	Date	Description
		
9.2.87	28-9-2017	<p>Added 'Expected Approval Date' column to the Project Header section. This was an enhancement request from a customer.</p> <p>If you are using an older version worksheet in the new Wizard version you can simply add this column by creating a New Sheet, selecting the 'All Columns' template, copying the 'Expected Approval Date' column then pasting it into your own worksheet. Ensure the column has the name 'Expected Approval Date' in Row 9.</p>