

More4apps

Functional Impact Document

Project Transaction Wizard

Created By: More4apps

Creation Date: 13 December 2017

Version: 12

Version Date: 26 February 2024

Contents

13. Release 12.4.60 – 26/02/2024	4
13.1 Digital Signatures now required	4
12. Release 12.4.53 – 04/04/2023	4
12.1 Profile Option changes	4
11. Release 12.4.46 – 31/10/2022	5
10. Release 12.4.38 – 25/07/2022	5
9. Release 12.4.32 – 26/05/2022	5
9.1 Custom Query SQL Injection update	5
9.2 Allow Default Value for Column 'Quantity' and 'Run Refresh now?' Option	6
8. Release 12.4.21 – 12/03/2021	7
7. Release 12.4.16 – 02/03/2021	7
6. Release 12.4.13 – 20/10/2020	7
6.1 Removed 'Delete Batch Transaction' button from the Transaction Wizard ribbon	7
5. Release 12.4.06 – 06/07/2020	9
5.1 Removed Form Validation	9
5.2 New Color Scheme	10
5.3 Added Default Rows Functionality	11
4. Release 12.3.04 – 02/09/2019	11
4.1 New Color Scheme	11
3. Release 12.2.61 – 30/04/2019	12
2. Release 12.2.43 – 02/10/2018	12
2.1 Fixed the Wizard to stop crashing in Excel 2007	13
2.2 Renamed Columns	13
2.3 Wizard Ribbon update	13
2.4 Added New Profile Option	13
2.5 Added New Column 'Expenditure Item ID'	14
2.6 Downloader Ribbon Name changed	14
1. Release 12.2.17 – 05/12/2017	15
1.1 Added Debug Mode	15
1.2 Added Example Worksheet	15
1.3 Added Attachments Functionality	15
1.4 Added 'Delete Selected Transaction' Functionality	16

1.5	Added 'Clear Status Column' Functionality	17
-----	---	----

13. Release 12.4.60 – 26/02/2024

This version includes minor bug fixes. No other functionality has been modified or added. Therefore, you **can** still use your previous template/worksheets in this new version. There are no changes to the Project Transaction Wizard packages.

13.1 Digital Signatures now required

In efforts to keep our products as secure as possible we've recently updated our Digital Signatures. This Wizard is now more secure for you and provides better visibility for tracking and promptly fixing issues related to broken signatures. Moving forward, when you update your EBS Wizard, a More4apps digital signature will be automatically applied. This means that users may receive a message when copying worksheets from older versions. For more information on how to resolve this, check out the Security section of the [User Guide](#).

12. Release 12.4.53 – 04/04/2023

This version includes minor bug fixes and a couple of new features in this version. Therefore, we recommend that you upgrade to this version to utilise the new features introduced.

There are no changes to the Project Transaction Wizard packages. Please see below for details of the functional changes in this version of the wizard.

12.1 Profile Option changes

Version: 12.4.51

Date: 22/02/2022

Removed unused profile Option 'More4Apps: TW Batch Name Mandatory'.

Added profile option 'More4Apps: TW Enforce List My Batches Only checkbox'. Set this profile option to 'Yes' at User Level to only see the batches that you have created.

11. Release 12.4.46 – 31/10/2022

This version includes minor bug fixes. Therefore, we recommend that you upgrade to this version to utilise the new features introduced.

There are no functional changes in this version.

10. Release 12.4.38 – 25/07/2022

This version includes minor bug fixes. Therefore, we recommend that you upgrade to this version to utilise the new features introduced.

There are no functional changes in this version.

9. Release 12.4.32 – 26/05/2022

This version includes minor bug fixes and a couple of new features in this version. Therefore, we recommend that you upgrade to this version to utilise the new features introduced.

There are no changes to the Project Transaction Wizard packages. Please see below for details of the functional changes in this version of the wizard.

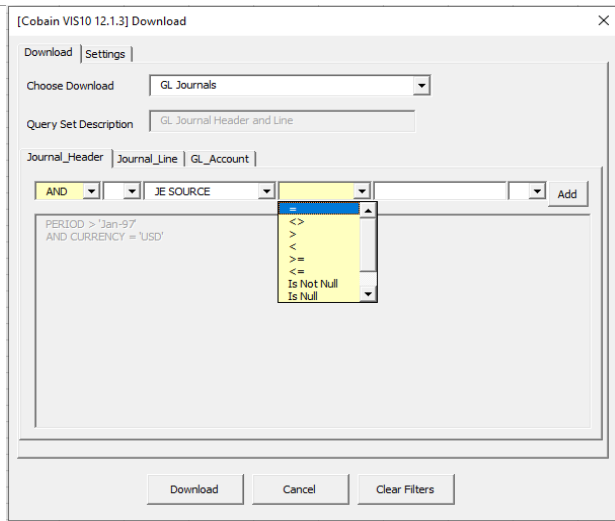
9.1 Custom Query SQL Injection update

Version: 12.4.28

Date: 22/02/2022

Custom Query functionality will no longer allow written SQL criteria in the Download form. Download criteria must now be added using the provided controls.

Example:

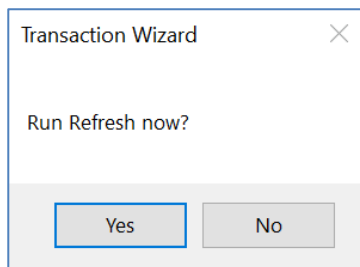


9.2 Allow Default Value for Column 'Quantity' and 'Run Refresh now?' Option

Version: 12.4.23

Date: 29/9/2021

1. In this version, default value for column 'Quantity' has been allowed. Row data for either 'Quantity' or 'Denom Raw Cost' column is required in order to process the records.
2. 'Run Refresh now?' option will pop up when the Batch Control form is closed. This allows you the option to refresh the sheet without having to specifically click on the 'Refresh' icon on the ribbon.



8. Release 12.4.21 – 12/03/2021

This version includes minor bug fixes, and performance improvements to load data faster. No other functionality has been modified or added. Therefore, you **can** still use your previous template/worksheets in this new version. There are no changes to the Project Transaction Wizard packages.

7. Release 12.4.16 – 02/03/2021

There are no functional changes in this release. The 12.4.16 version includes bug fixes, and no other functionality has been modified or added. Therefore, you **can** still use your previous template/worksheets in this new version. There are no changes to the Project Transaction Wizard packages.

6. Release 12.4.13 – 20/10/2020

The following includes details of the incremental fixes, functionality changes and or additions to the Project Transaction Wizard as part of its development and release process.

Whilst we at More4Apps have tried to maintain the same look and user interaction, some functionality has been modified. You can still use your current template worksheets in the new version, provided they were created in version 12.2.43 or later. We have implemented a new color scheme in the previous version of the Wizard so whilst you **can** use your previous template/worksheets in this version, we recommend that your templates are updated to incorporate the new color scheme.

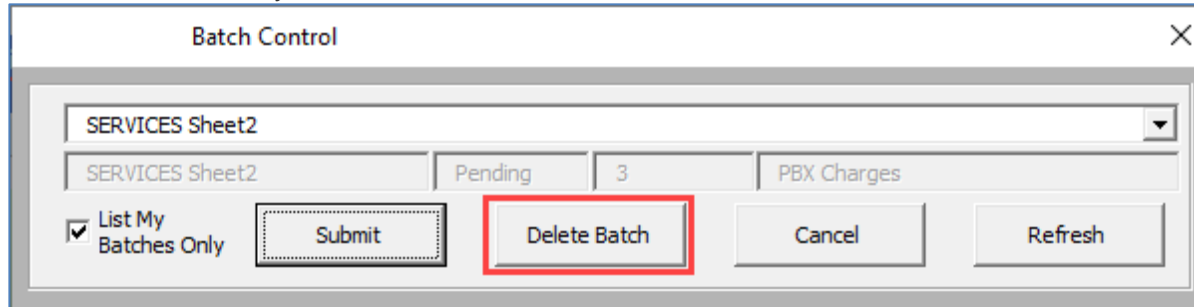
For information on the changes, please see below:

6.1 Removed 'Delete Batch Transaction' button from the Transaction Wizard ribbon

Version: 12.4.12

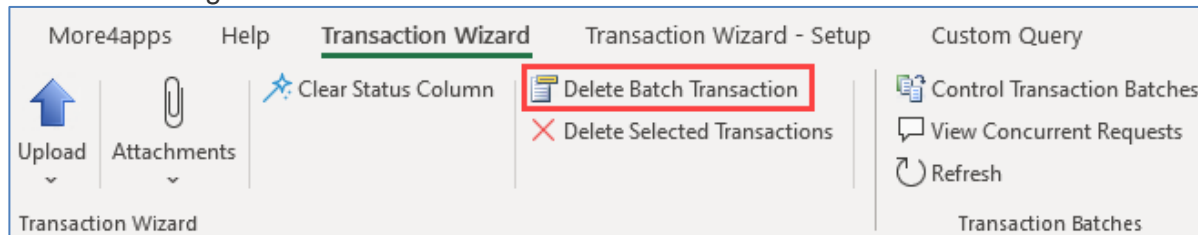
Date: 12/10/2020

Since there is already a **Delete Batch** button on the **Control Transaction Batches** form, it has been removed from the ribbon.



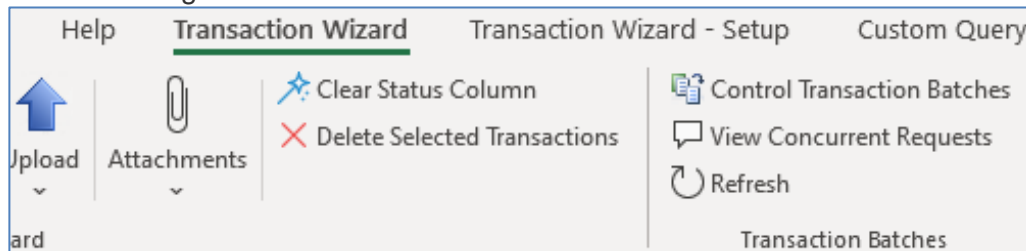
The image shows a 'Batch Control' dialog box. It has a title bar with a close button (X). Inside, there's a dropdown menu showing 'SERVICES Sheet2'. Below that, there are three tabs: 'SERVICES Sheet2', 'Pending', and '3'. To the right of these tabs is a label 'PBX Charges'. At the bottom, there's a checkbox labeled 'List My Batches Only' which is checked. Next to it are four buttons: 'Submit', 'Delete Batch' (highlighted with a red rectangle), 'Cancel', and 'Refresh'.

Before removing the **Delete Batch Transaction** button from the ribbon



The image shows a ribbon interface with tabs: 'More4apps', 'Help', 'Transaction Wizard', 'Transaction Wizard - Setup', and 'Custom Query'. The 'Transaction Wizard' tab is selected. Under this tab, there are two groups of buttons. The first group contains 'Upload' (with a blue arrow icon), 'Attachments' (with a paperclip icon), and 'Clear Status Column' (with a star icon). The second group contains 'Delete Batch Transaction' (with a document icon and a red 'X' next to it, highlighted with a red rectangle) and 'Delete Selected Transactions' (with a red 'X' icon). To the right of the 'Transaction Wizard' tab, there's another group of buttons: 'Control Transaction Batches' (with a document icon), 'View Concurrent Requests' (with a speech bubble icon), and 'Refresh' (with a circular arrow icon). The ribbon is labeled 'Transaction Wizard' on the left and 'Transaction Batches' on the right.

After removing the **Delete Batch Transaction** button from the ribbon:



The image shows the same ribbon interface as before, but the 'Delete Batch Transaction' button has been removed. The 'Transaction Wizard' tab is still selected. The first group of buttons remains the same: 'Upload', 'Attachments', and 'Clear Status Column'. The second group now only contains 'Delete Selected Transactions'. The buttons to the right ('Control Transaction Batches', 'View Concurrent Requests', 'Refresh') are also present. The ribbon is labeled 'Transaction Wizard' on the left and 'Transaction Batches' on the right.

5. Release 12.4.06 – 06/07/2020

The following includes details of the incremental fixes, functionality changes and or additions to the Project Transaction Wizard as part of its development and release process.

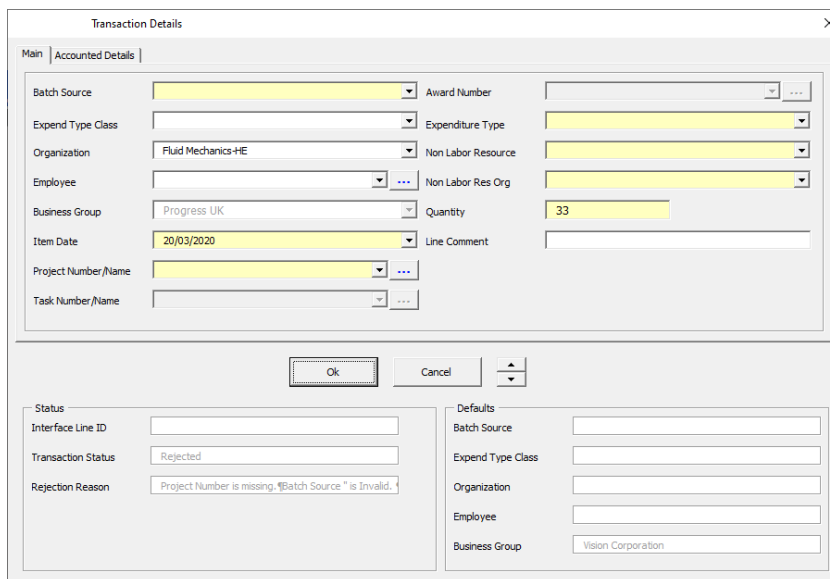
Whilst we at More4Apps have tried to maintain the same look and user interaction, some functionality has been modified. You can still use your current template worksheets in the new version, provided they were created in version 12.2.43 or later. We have implemented a new color scheme in this version of the Wizard so whilst you **can** use your previous template/worksheets in this version, we recommend that your templates are updated to incorporate the new color scheme.

For information on the changes, please see below:

5.1 Removed Form Validation

Version: 12.4.03

Date: 20/03/2020



We have removed the form validation when transaction details are entered using the Transaction Details form. This means, you can leave any field on the form blank, including mandatory fields, and still be able to click the **Ok** button to exit the form without it prompting you to enter some fields. This is to make the design of the Transaction Details form in parallel with other Wizards.

The validation of the transactions will still run when you run the validate or upload option and will error if any of the mandatory fields are missing on the sheet.

Project Transaction Wizard									
Processing Status					Transaction Settings				Required Columns - All Transactions
Transaction Status	Rejection Reason	Interface Line ID	Expenditure ID	Expenditure Item ID	Batch Source	Expenditure Type Class	Organization	Employee	Business Group
Default Values							Department of Design-HE		
Rejected	Project Number						Department of Design-HE		Progress UK
Rejected	Project Number						Fluid Mechanics-HE		Progress UK
Rejected	Project Number						Vision Services		Vision Corporation

5.2 New Color Scheme

Version: 12.4.00

Date: 09/03/2020

New More4apps brand applied. This will have no functional impact on users and is purely a cosmetic update.

Existing templates with previous styles will work with this version. Please note, however, the colors may change in these sheets when invoking Wizard functionality. See below for an example:

Batch Name	Wk Ending Date
ABTest152	

You are only required to enter a Batch Source and one of Employee

Processing Status					Transaction Settings			
Transaction Status	Rejection Reason	Interface Line ID	Expenditure ID	Expenditure Item ID	Batch Source	Expenditure Type Class	Organization	Employee
Default Values								
Accepted			74316		PBX Charges	Usages	Services-West	
Deleted					PBX Charges	Usages	Services-West	

5.3 Added Default Rows Functionality

Version: 12.3.09

Date: 25/02/2020

Default Row functionality is now fully working in this version of the Project Transaction Wizard. 'Quantity' and 'Original Reference' fields are the only exceptions where the default value cannot be entered.

Project Transaction Wizard													
Processing Status					Transaction Settings					Required Columns - All Transaction Types			
Transaction Status	Rejection Reason	Interface Line ID	Expenditure ID	Expenditure Item ID	Batch Source	Expenditure Type Class	Organization	Employee	Business Group	Item Date	Project Number	Project Name	Project Description
Default Values													
Accepted			116342	225931	PBX Charges	Miscellaneous Transacti	Vision Administration	Marlin, Ms. Amy	Vision Corporation	4/02/2019	WT 21012019	WT 21012019	WT 21012019
Accepted			116342	225932	PBX Charges	Miscellaneous Transacti	Vision Administration	Marlin, Ms. Amy	Vision Corporation	4/02/2019	WT 21012019	WT 21012019	WT 21012019
Accepted			116342	225933	PBX Charges	Miscellaneous Transacti	Vision Administration	Marlin, Ms. Amy	Vision Corporation	4/02/2019	WT 21012019	WT 21012019	WT 21012019

4. Release 12.3.04 – 02/09/2019

The following includes details of the incremental fixes, functionality changes and or additions to the Transaction Wizard as part of its development and release process.

Whilst we at More4Apps have tried to maintain the same look and user interaction, some functionality has been modified. You can still use your current template worksheets in the new version, provided they were created in version 12.2.43 or later. We have implemented a new color scheme in this version of the Wizard so whilst you **can** use your previous template/worksheets in this version, we recommend that your templates are updated to incorporate the new color scheme.

For information on the changes, please see below:

4.1 New Color Scheme

Version: 12.3.00

Date: 19/06/19

More4Apps has implemented a new color scheme, see below for an example:

Processing Status					Transaction Settings		
Transaction Status	Rejection Reason	Interface Line ID	Expenditure ID	Expenditure Item ID	Batch Source	Expenditure Type Class	Organization
Default Values							
Deleted					PBX Charges	Usages	Services-West
Accepted			125362		PBX Charges	Usages	Services-West

3. Release 12.2.61 – 30/04/2019

There are no functional changes in this release. The 12.2.61 version includes bug fixes, and no other functionality has been modified or added. Therefore, you **can** still use your previous template/worksheets in this new version. There are no changes to the Transaction Wizard packages.

2. Release 12.2.43 – 02/10/2018

The following includes details of the incremental fixes, functionality changes and or additions to Transaction Wizard as part of its development and release process.

Whilst we at More4Apps have tried to maintain the same look and user interaction, some functionality has been modified. Two columns have been renamed and a new column has been added to the Processing Status section. You may need to modify your current template worksheets in the new version. No changes to the package have been made.

2.1 Fixed the Wizard to stop crashing in Excel 2007

Version: 12.2.43

Date: 01/10/2018

Fixed the issue of the Wizard crashing in Excel 2007.

2.2 Renamed Columns

Version: 12.2.34

Date: 11/07/2018

Renamed columns 'Resource' and 'Billable/Capitalizable' to 'Non Labor Resource' and 'Billable Capitalizable'.

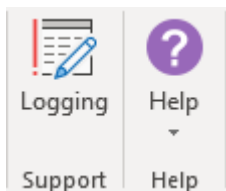
Required for Usages		Other Optional Columns	
Non Labor Resource			Billable Capitalizable

2.3 Wizard Ribbon update

Version: 12.2.28

Date: 18/06/2018

Wizard ribbon updated which includes 'Query Log' and 'Help' buttons.



2.4 Added New Profile Option

Version: 12.2.23

Date: 18/05/2018

Added new profile option **More4Apps: TW Batch Name Mandatory** to Restrict for opening 'Control Transaction Batches' if Batch Name value is empty on the sheet.

2.5 Added New Column 'Expenditure Item ID'

Version: 12.2.21

Date: 24/04/2018

Added new column 'Expenditure Item ID' to the Processing Status section.

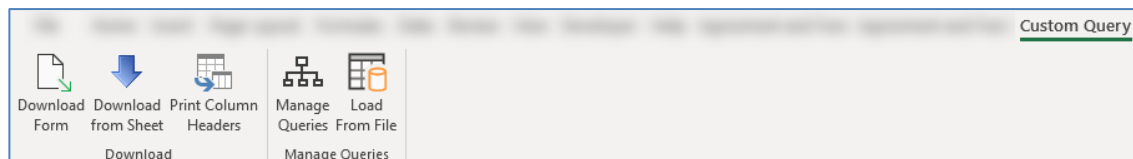
Processing Status				
				Expenditure Item ID
Default Values				

2.6 Downloader Ribbon Name changed

Version: 12.2.20

Date: 13/02/2018

Downloader ribbon name changed to Custom Query.



1. Release 12.2.17 – 05/12/2017

This release includes various bug fixes and enhancements/changes. Along with these, this version has Attachments functionality added to it.

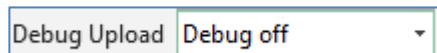
Whilst we at More4Apps have tried to maintain the same look and user interaction, some functionality has been modified. You can still use your current template worksheets in the new version however you will need to add the Attachments section in if you wish to upload Attachments.

1.1 Added Debug Mode

Version: 12.2.15

Date: 01/12/2017

Added the option of turning Debug Mode on and off in the Transaction Wizard - Setup ribbon.



1.2 Added Example Worksheet

Version: 12.2.12

Date: 01/12/2017

An Example worksheet has been reinstated in the Wizard.

1.3 Added Attachments Functionality

Version: 12.2.00

Date: 09/11/2017

The Wizard now has Attachments functionality. This is at Expenditure level only (shown in the screenshot). There is an additional section for it in the Wizard.

If you are using an older version worksheet in the new Wizard version, you can simply add the Attachment section by copying the columns from the Example worksheet and pasting them into your own worksheet.

Full details in our User Documentation: Attachments

Expenditure Attachments							
Attach Status	Attach Messages	Attach Sequence	Attach Title	Attach Type	Attach Category	Attach Desc	Attach Content
Accepted		10		Short Text	Miscellaneous		Transaction Wizard now has attachments!
Accepted		20		Long Text	Miscellaneous		Welcome to Transaction Wizard by
Accepted		30		Web Page	Miscellaneous		www.more4apps.com
Accepted		40		File	Miscellaneous		C:\Users\more4apps\Pictures\logo.JPG

1.4 Added 'Delete Selected Transaction' Functionality

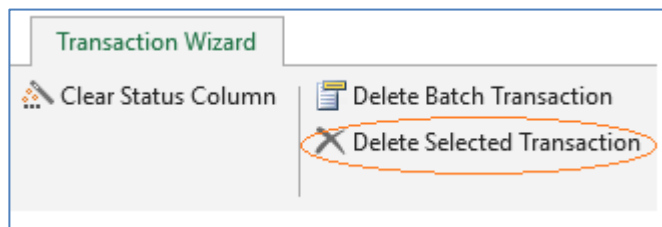
Version: 12.1.45

Date: 10/08/2017

Added 'Delete Selected Transaction' functionality. This is additional to the option of deleting whole batches.

This will delete selected transactions out of the interface table while leaving the remainder of the expenditures in the batch for import. Previously users could only delete the entire batch.

Note: Worksheets from previous versions can still be used in this newer version. This functionality does not require any additional columns therefore standard functionality can be resumed.



1.5 Added 'Clear Status Column' Functionality

Version: 12.1.00

Date: 29/12/2016

The new functionality will clear the Processing Status Columns (A-D) as well as the Attach Status and Attach Messages columns (X-Y) in the Expenditure Attachments section.

This is a helpful tool if you have uploaded transactions and attachments and need to upload the same on a regular basis, or have similar data to upload and don't need to change the bulk of the values, you can clear the statuses, change what you need to, and upload again.

