

More4apps

# Functional Impact Document

BOM Wizard

Created By: More4apps

Creation Date: 25 March 2020

Version: 1.1

Version Date: 30 October 2020

## Contents

<b>Release 7.1.14– 30/10/2020.....</b>	<b>3</b>
1.1. Explode/Implode by Sheet.....	3
1.2. Explode/Implode Level on the Ribbon.....	4
1.3. Miscellaneous Changes .....	4
<b>Release 7.0.0– 25/03/2020.....</b>	<b>5</b>
2.2. New Colour Scheme.....	5
2.3. New Wizard Ribbon.....	5
2.4. Change to 'Validation and Upload' Methods .....	7
2.5. Changes in 'Download Form' .....	10
2.6. Changes in Columns on the Data Sheet .....	12
2.7. Changes in 'BOM Wizard-Setup'.....	13
2.8. Miscellaneous Changes .....	14

## Release 7.1.14– 30/10/2020

This is a major release of BOM Wizard which has significant changes and performance updates.

It is advisable to undertake comprehensive testing before migrating to this release.

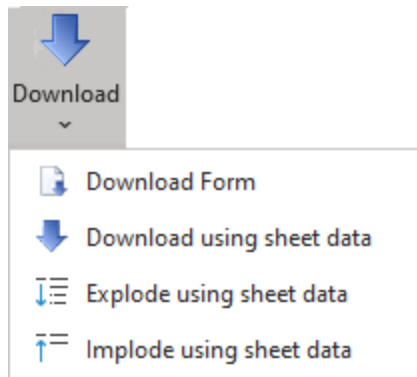
This release requires the package update. The new package is not backward compatible to 7.0.0 but the new package is compatible with the non-common BMW version.

### 1.1. Explode/Implode by Sheet

Version: 7.1.12

Date: 31/08/2020

Explode and Implode by sheet functionality has been added to the Download button on the ribbon .

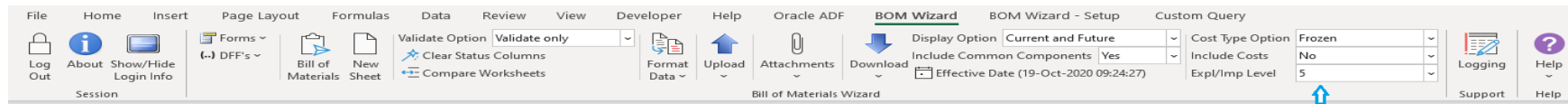


- Both Explode and Implode by sheet functionality will take input from the Assembly column.
- Both Explode and Implode by sheet do not require Org but Org can be used to filter the results .
- Multiple Explode/Implode functionality are available by the sheet download.

## 1.2. Explode/Implode Level on the Ribbon

Version: 7.1.12

Date: 31/08/2020



- The Explode/Implode Level has been removed from the Download form and added to the ribbon.
- The Explode/Implode Level will work with Download form and Sheet for Explode and Implode actions.

## 1.3. Miscellaneous Changes

Version 7.1.12

Date: 25/03/2020

There have been a few other changes in the Wizard:

- Overall performance enhanced.
- The unimplemented download bug fixed.
- Download of both Common and Source Bill Components simultaneously fixed.
- Common Enable Attribute upload bug fixed.

## Release 7.0.0– 25/03/2020

Whilst we at More4Apps have tried to maintain the same look and user interaction, some functionality has been modified. You **cannot** use your previous template/worksheets in this new version as the structure of the Wizard has changed with the introduction of Modes and data layout changes.

Note: Any macros used to write data to your current worksheet will need to be updated. If More4Apps previously supplied your macros, please log a support call to have your macros updated.

This release enables templating to better control access to functions with the Wizard and the default behaviour of columns. System Administrators may wish to take advantage of implementing this.

### 2.2. New Colour Scheme

Version: 7.0.0

Date: 25/03/2020

More4Apps has implemented a new colour scheme, see below for an example:

Bill of Materials								Header									
Upload Results	Upload Status	Assembly Cost Status	Attachment Status	Component Status	Component Cost Status	Substitute Status	Operation Status	RefDes Status	Header Messages	BOM Upload Action	Exploder Level	Inventory Org Code	Assembly	Alternate	Assembly Description	Assembly UOM	Assembly Item Type
Default Values																	
Accepted				Validated								M1	SB10299	Primary	Cover Assembly	Ea	Purchased item

### 2.3. New Wizard Ribbon

Version: 7.0.0

Date: 25/03/2020

The ribbon has been updated to improve usability.

BOM Wizard – Setup Ribbon

Old

Setup Visibility	Show at Start-up	▼	Edit Template	Export URL
Login Method	Standard Login	▼	Mandatory Fields	Import URL
Debug Upload	Debug off	▼	Store Password	

BOM Wizard - Setup

### New

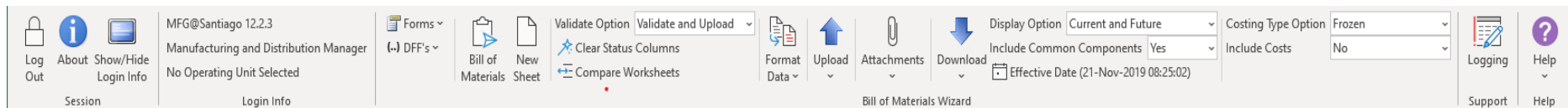
Setup Visibility	Show at Start-up	▼	Format Sheet	Export URL
Login Method	Standard Login	▼	Manage Templates	Import URL
Debug Upload	Debug off	▼		Store Password

BOM Wizard - Setup

### Note:

- 'Format Sheet' allows you to change the More4Apps logo to your Company logo and customize the Wizard's sheet.
- 'Store Password' enables you to password protect the spreadsheet.
- 'Manage Templates' replaces 'Mandatory Fields'.

### BOM Wizard New Ribbon



The ribbon includes the following elements from left to right:

- Session:** Log Out, About, Show/Hide Login Info
- Login Info:** MFG@Santiago 12.2.3, Manufacturing and Distribution Manager, No Operating Unit Selected
- Forms:** DFF's
- Bill of Materials:** Bill of Materials, New Sheet
- Validate Option:** Validate and Upload, Clear Status Columns, Compare Worksheets
- Format Data:** Format Data
- Upload:** Upload
- Attachments:** Attachments
- Download:** Download
- Display Option:** Current and Future, Include Common Components: Yes, Effective Date (21-Nov-2019 08:25:02)
- Costing Type Option:** Frozen, Include Costs: No
- Support:** Logging, Help

### Note:

- Mode/Template icon to access the four new modes Bill of Materials, Asset BOM, Maintenance BOM and Rebuildable BOM and User defined Templates.

- The 'Clear Status Columns' icon, clears the selected status columns.
- 'Format Data' function is added to duplicate parent rows based on child rows and removing duplicate parent rows respectively.
- 'Display Option' function is added to download components of bills based on the following choices: All, Current, Current and Future.
- 'Effective Date' function is added to be a User defined pivotal date that works in conjunction with the 'Display Option'.
- 'Include Common Components' function is added to optionally download source BOM components with the common BOM header information.
- 'Cost Type Option' function is added to select cost types when downloading Assemblies. It will download costings for assembly and components. It works in conjunction with the 'Include Costs' function.
- 'Include Costs' function is added as a control to download or not to download costs for assemblies and components.
- A new 'Logging' support icon, when activated will record upload/download information for support purposes.
- The 'Help' icon will direct you to user instructions and product details.

## 2.4. Change to 'Validation and Upload' Methods

Version: 7.0.0

Date: 25/03/2020

### Previous Version

The method was a combination of Validate and Upload options.

Spreadsheet Data

Header							
Order Message	Order ID	Order Number	Status	Customer Name	Customer Number	Customer Contact	Order Type
			Entered	United Parcel	1003		Mixed

+

Load Option: Create/Update  
 Validate Option: **Validate Only**  
 Validate Only  
 Validate Commit  
 Rollup Costs

+

Load Option: Create/Update  
 Validate Option: Create/Update  
 Update Only  
 Create Only

+

Upload  
 Upload Selected  
 Upload All

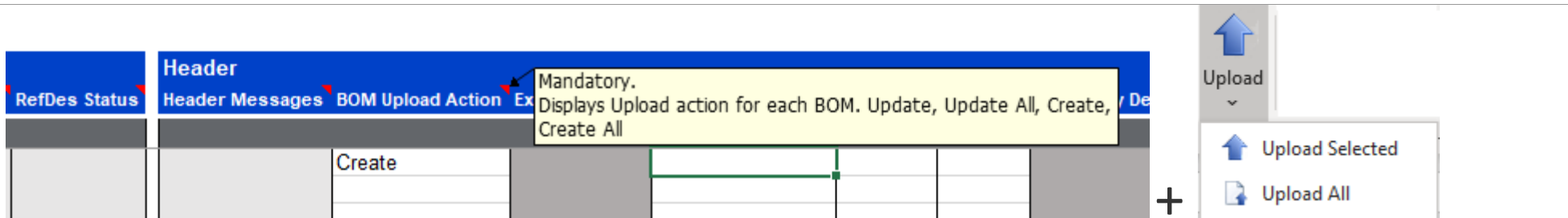
**New Version**

The **Validate** option has been replaced with a new validate button. Note if you upload it will automatically perform all validation first.  
 'Load Option' and 'Validate Option' are combined ...Dropdown list

Validate Option: Validate only  
 Clear Status: Validate and Upload  
 Compare With: Validate only

**Upload** is now a combination of a new 'Upload Action' column in the sheet and the Upload ribbon option.

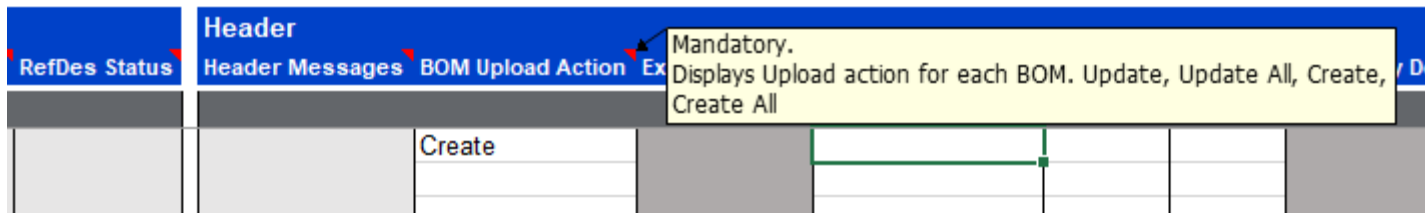




**Details on Action Codes**

The Upload Action column is not mandatory, but you need to select an action for the Wizard to process the data entered in that section. If the relevant 'Upload Action' column is left blank the Wizard will ignore the entire section for upload, except when the 'All' actions are used (Create All and Update All). See the table below for Action effects.

Action Column:



The actions are self-explanatory but are detailed below:

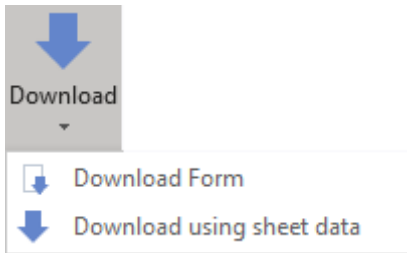
Action	Action Effect
Create	Will Upload Create for the relevant Section only
Create All	Will Create the relevant Section and all Sections below.
Update	Will update the relevant Section only.
Update All	Will update the relevant Section and all Sections below.

## 2.5. Changes in 'Download Form'

Version: 7.0.0

Date: 25/03/2020

The Download Form option has been enhanced. It has also been separated into a more logical Header and Line sections.



Fields that can be used:

[Santiago VIS9 12.2.4] Download Bill Of Materials

Download Criteria

Inventory Org Code

Assembly  ...

Assembly To  ...

Revision

Alternate

Category Set  Explode/Implode To Level

Category From  ...  Category  ...

Assembly Item Status

Include Bills with no assigned Category

Where Used

Component  ...

Include Other Components within the Bill

Include Implemented Only Components

Costing Type Option

Cost Type

Download Cancel Explode Implode

- Download ECO bill function is no longer available.
- 'Assembly Item Status' field has been added to select the Assembly status from the LOV.

- 'Include Bill with no assigned Category' field has been added. Yes/No option to add or ignore Assembly items with no assigned Category being downloaded in conjunction with download of Items of selected Category /Category. e.g. Phantom Bills

## 2.6. Changes in Columns on the Data Sheet

Version: 7.0.0

Date: 25/03/2020

The Wizard columns and sections have been reviewed and enhanced as follows.

### New Wizard:

- A default row on row 10 (Default Values) has now been added to Bill of Materials Wizard. This functionality allows easier integration of data into your data sets where duplicate values are required across multiple rows.

7	Bill of Materials								Header						
8	Upload Results								Header	BOM Upload	Exploder	Inventory	Assembly	Alternate	As
9	Upload Status	Assembly Cost Status	Attachment Status	Component Status	Component Cost Status	Substitute Status	Operation Status	RefDes Status	Header Messages	Action	Level	Org Code			
10	Default Values														
99															

- The data sheet is split into sections based on the Oracle Bill of Material form.
- Header Section: current (Revision, Revision Label, Revision Description, Revision Implementation) has been converted to display only and new (Revision, New Revision Label and New Revision Description) columns have been added.
- Header attachment is moved from the end of the sheet to the header area.
- Roll Up Cost Section: The Cost Type for roll up is added to facilitate selection of cost type when running the cost roll up.
- Assembly Costs Details Section: Cost Type is added to facilitate reviewing various Cost Types via the form.
- Changes in effectivity:

- Standard BOM has Date and Unit Effectivity
  - Rebuildable BOM has Date, Unit and Serial Effectivity
  - Asset BOM has Date and Serial Effectivity
  - Maintenance BOM has Date and Unit Effectivity
- Component Section: 'Quantity Related Reference Designator' has been added to end of the Component Section to facilitate control over Reference Designators.
  - Component Cost Details Section: Cost Type is added to Component section to facilitate download component costs.

**Column from old Wizard which are no longer available:**

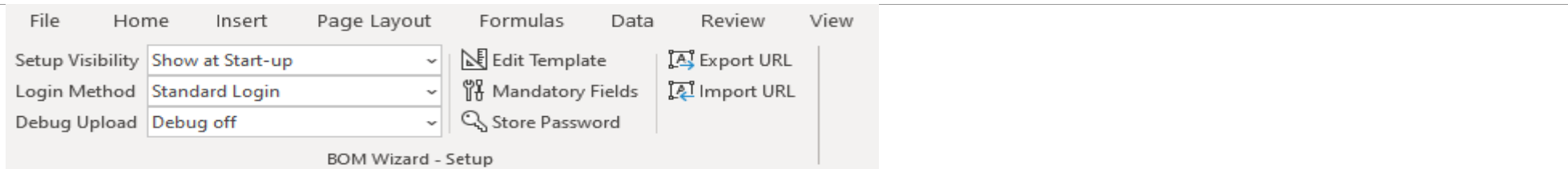
- Header Section: 'Implementation date' from header section.
- Header Section: 'Engineering Change Order' from header section.
- Line Section: 'New Effectivity from' from Main section has been removed.
- Line Section: 'New to item Unit Number' from Main section has been removed.
- Line Section: 'Include in cost roll' up has been moved to ribbon.

## 2.7. Changes in 'BOM Wizard-Setup'

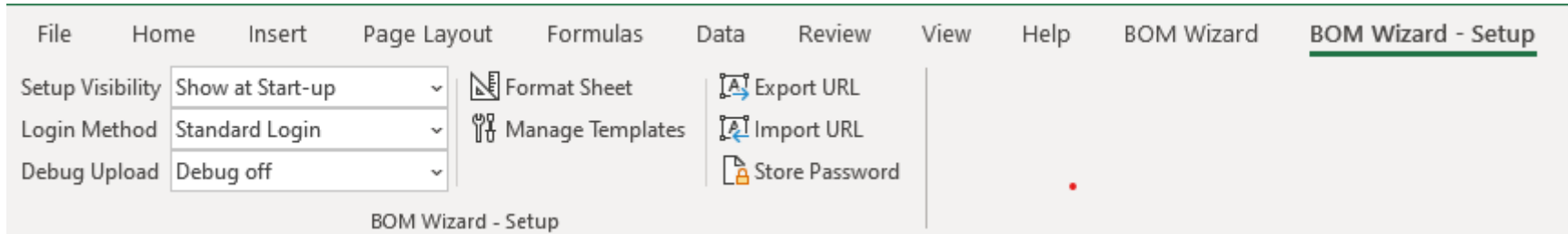
Version: 7.0.0

Date: 25/03/2020

Previous Wizard Ribbon Control to create user's worksheets:



New Wizard Ribbon Control to create user's worksheets:



The 'Manage Templates' gives the following advantages:

- Templates are stored on each instance and can simply be selected by the user in the 'Generate Template' form.
- Templates are secure, preventing users from accessing data they do not have permission to view or change.
- Templates are easily copied from one instance to another.
- Templates are optional, predefined modes can instead be used where users create their own layouts as appropriate.

## 2.8. Miscellaneous Changes

Version: 7.0.0

Date: 25/03/2020

There have been a few other changes worth noting:

- Attachments columns has been grouped with Assembly and Assembly Cost detail sections to improve functionality.
- Performance has been improved.
- Validation has been expanded.
- The addition of new columns to the Wizard has been streamlined to improve speed of response to customer requests.
- The ability to now clear status columns.