

More4apps

Functional Impact Document

AR Receipt Wizard

Created By: More4apps
Creation Date: 12 November 2018
Version: 7.0
Version Date: 16 July 2021

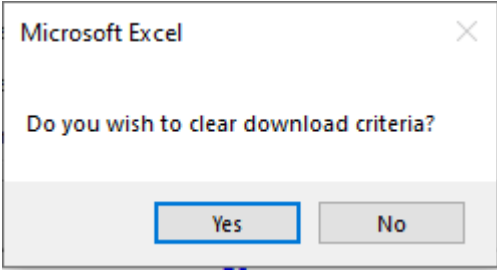
Table of Contents

Release 3.2.72 – 16/07/21	3
Release 3.2.70 – 21/06/21	3
1.1. New Column	4
Release 3.2.54 – 16/02/21	4
Release 3.2.33 – 09/07/20	5
Release 3.2.26 – 15/4/2020	5
Release 3.1.45.27 – 17/11/2019	6
1.1. Column Changes	9
Release 3.0.42 – 02/03/2018	10
1.1. New Columns	16

Release 3.2.72 – 16/07/21

This release includes various bug fixes and enhancements/changes.

Below is a list of major changes:

Version	Date	Description
3.2.72	05-07-2021	<p>Added option to delete download by sheet filters. When downloading by sheet, a popup will now ask if you would like to delete the download filters Y/N.</p> 

Release 3.2.70 – 21/06/21

This release includes various bug fixes and enhancements/changes.

Below is a list of major changes:

Version	Date	Description
3.2.58	09-04-2021	Added 'Bank Charges' column.

1.1. New Column

In this release there has been the addition of a new column:

Bank Charges

Amount	Bank Charges	Unapplied Amount

- This column can only be used when the profile option AR: Create Bank Charges is set to 'Yes'.
- When entering receipts with bank charges, the Amount column is the NET amount.

Release 3.2.54 – 16/02/21

This release includes various bug fixes and enhancements/changes.

Below is a list of major changes:

Version	Date	Description
3.2.46	22-01-2021	Application Reference Number column added to upload (previously a read-only column).
3.2.46	22-01-2021	Added new Profile Option More4Apps: ARW Default Application Reference Number. When enabled the Application Reference Number will default from the Reference field of the selected transaction.
3.2.40	04-11-2020	Added receipt status filter to the download form.

Release 3.2.33 – 09/07/20

This release includes various bug fixes and enhancements/changes.

Below is a list of major changes:

Version	Date	Description
3.2.29	05-06-2020	Receipt number column no longer returns reversed receipts.

Release 3.2.26 – 15/4/2020

This release includes various bug fixes and enhancements/changes.

Below is a list of major changes:

Version	Date	Description
3.2.06	27-02-2020	New More4apps brand applied. This will have no functional impact on users and is purely a cosmetic update. Existing templates with previous styles will work with this version, please note however the colors may change in these sheets when invoking Wizard functionality.
3.2.19	30-03-2020	Customer Number is now only mandatory if Customer Name exists.

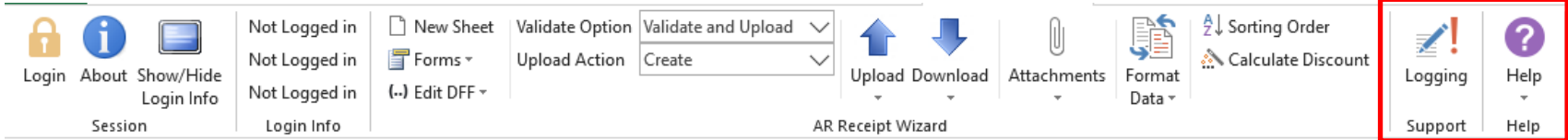
Release 3.1.45.27 – 17/11/2019


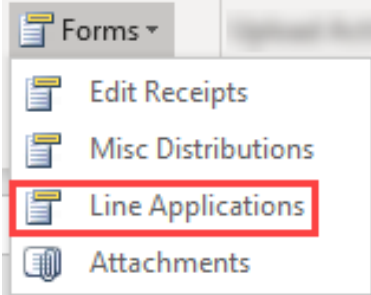
This release includes various bug fixes and enhancements/changes.

Whilst we at More4Apps have tried to maintain the same look and user interaction, some functionality has been modified. You **cannot** use your previous template/worksheets in this new version as the layout structure of the Wizard has changed with the addition of columns, a new section, and data layout changes.

A new package installation is required with this version of the Wizard.

Below is a list of major changes:

Version	Date	Description
3.1.23	04-09-2019	A Customer Number must now exist on sheet for Create mode, and is now required when a Customer Name exists.
3.1.09	06-06-2019	Wizard colors updated for new design.
3.1.05	14-05-2019	Diagnostic Logging and Help buttons added to the Ribbon 
3.0.82	21-09/2018	Added Creation Date/Created by User to Receipt Download Form.
3.0.81	21-09-2018	Ribbon change Downloader ribbon name changed to Custom Query

		
3.0.44	16-04-2018	<p>Added Line Level Application functionality NEW PACKAGE VERSION - Header 2.0.6 16 Apr 2018, Body 2.1.8 16 Apr 2018</p> <p>New form Line Applications added to the list of Forms:</p>  <p>New form Line Applications added:</p>

Line Criteria

Line Number Detail Amount

The column Detail Amount requires a value

New column **Appl Line Status** under Upload Results section:

Upload Results							
Upload Status	Misc Dist Status	Appl Status	Appl Line Status	Adj Status	Upload Messages	Receipt ID	Document Number
<i>Default Values</i>							

New column **Application Level** under Invoice Application section:

Invoice Application			
Appl Messages	Appl ID	Application Level	Appl Identify By

New section **Invoice Line Application** added:

Invoice Line Application			
Line Appl Messages	Line Appl ID	Line Number	Detail Amount

1.1. Column Changes

In this release of the AR Receipt Wizard, there has been the addition of new columns and section:

- New status column **Appl Line Status** under Upload Results section.
- New column **Application Level** under Invoice Application section.
- Addition of a new section **Invoice Line Application**.

Valid uses of these columns are as follows:

Appl Line Status column indicates the outcome of applying the receipt at the line level.

Upload Results												
Upload Status	Appl Status	Appl Line Status	Adj Status	Upload Messages	Receipt Number	Identify By	Customer Name	Customer Number	Receipt Date	GL Date	Amount	Unapplied Amo
<i>Default Values</i>												
<i>Validated</i>	Accepted	Accepted			WTR-1			1001	10/07/2018	10/07/2018	500	500

Application Level column indicates if the receipt is to be applied at Line Level or Invoice Level.



Invoice Application								
Appl Messages	Appl ID	Application Level	Appl Identify By	Override Customer Name	Override Custom	Customer Reaso	Cons Billing Num	Transaction Num
	1402292	Line	WT20181112	American Telephone & Telegraph	1001			WT20181112

The new section of the AR Receipt Wizard **Invoice Line Application** allows the entry of receipts against invoice lines via the Wizard. Invoice line level receipts can be entered either directly into the sheet or via the Line Applications Form.

Invoice Line Application			
Line Appl Messages	Line Appl ID	Line Number	Detail Amount
	2225240	1	500

Release 3.0.42 – 02/03/2018

This release includes various bug fixes and enhancements/changes.

Whilst we at More4Apps have tried to maintain the same look and user interaction, some functionality has been modified. You **cannot** use your previous template/worksheets in this new version as the layout structure of the Wizard has changed with the addition of Miscellaneous Distributions functionality which includes a new section and new status column. There are additional columns to various modes of the AR Receipt wizard.

Below is a list of major changes:

Version	Date	Description
---------	------	-------------

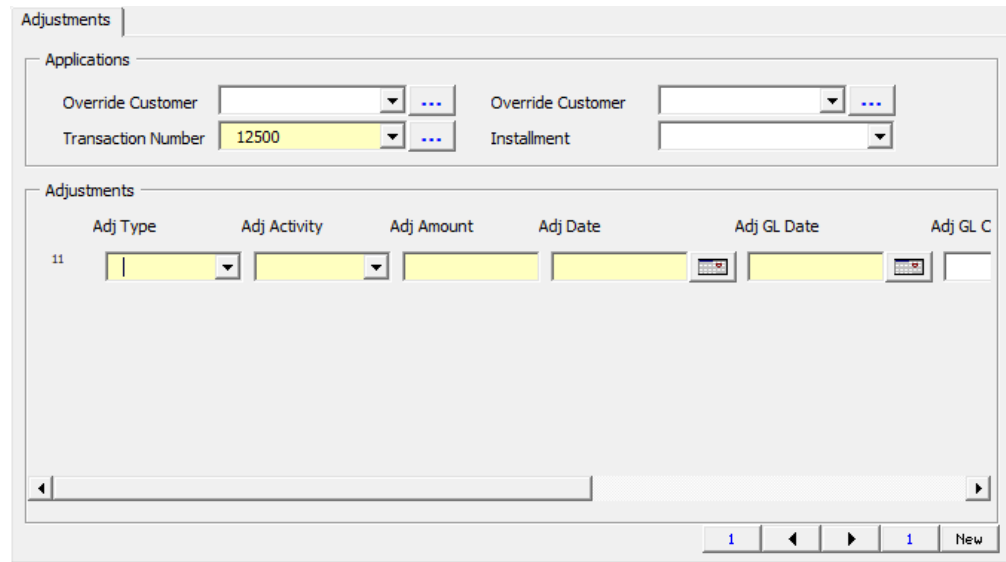
3.0.42

02-03-2018

Adjustment mode fields

The following fields are now mandatory:

- Adj Type
- Adj Activity
- Adj Amount
- Adj Date
- Adj GL Date

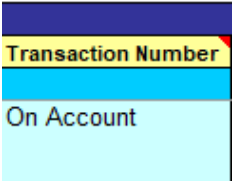


3.0.36

26-02-2018

Added **Amount** to the default Unapply sheet.

Upload Results								
Upload Status	Appl Status	Upload Messages	Receipt ID	Receipt Number	Customer Name	Customer Number	Receipt Date	Amount
Default Values								

3.0.33	22-02-2018	<p>New Functionality</p> <p>Added 'On Account' Status functionality. Enter 'On Account' to the Transaction Number cell and it will automatically apply any remaining Receipt amount to On Account. This means that the receipt is applied to all outstanding invoices and is not specifically applied to an invoice.</p> 
3.0.30	14-02-2018	<p>Edit Receipts Form Change</p> <p>Change of placement for Customer Name and Customer Number fields under the Receipt tab:</p>

Receipt | Application

Receipt

Payment Method: Manual Remittance | Receipt Date: 12/11/2018 | Row: 11

Status: | Identify By: | ...

Customer Name: | ... | Customer Number: 1001 | ...

Bill To Location: New York | ... | Address No1, Address No2, Site Address3, Address N

Amount: 500 | Receipt Number: 20181112-1

Receipt Type: Miscellaneous | Reference: |

Deposit Date: 12/11/2018 | GL Date: 12/11/2018

Maturity Date: 12/11/2018 | Instrument: |

Bank Account: *****2647

Comments: |

Currency Code: USD | Exchange Rate Type: |

Exchange Date: | Exchange Rate: |

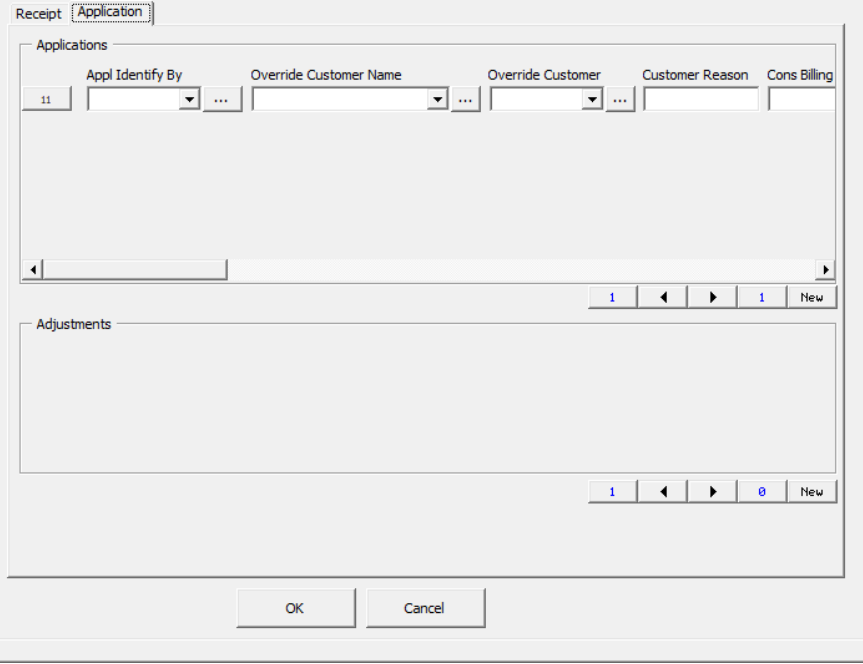

Miscellaneous

Payment Source: | Activity: Bank Charges

Tax Code: |

OK | Cancel

Applications fields now available under the Application tab.

		
3.0.13	16-08-2017	<p>Ribbon Update Added 'Downloader' ribbon to the Wizard.</p> 
3.0.04	30-06-2017	<p>New Functionality Miscellaneous Distributions added for R12 For this functionality to work, Oracle EBS patch 24375569 is required.</p>

New Form **Misc Distributions** added

A screenshot of a software interface showing a 'Forms' dropdown menu. The menu is open, displaying four options: 'Forms', 'Edit Receipts', 'Misc Distributions', and 'Attachments'. The 'Misc Distributions' option is highlighted with a green background and a red border.

Misc Distributions form

A screenshot of a dialog box titled 'Misc Distributions | Misc Dist DFF'. It contains a section labeled 'Distribution Criteria' with four input fields: 'Misc Amount', 'Misc Percent', 'Misc Account', and 'Misc Comments'. The 'Misc Account' field is a dropdown menu with a yellow background and a blue ellipsis button. At the bottom of the dialog are 'OK' and 'Cancel' buttons.

New section **Miscellaneous Distributions** added to the wizard

Miscellaneous Distributions				
Misc Dist Messages	Misc Amount	Misc Percent	Misc Account	Misc Comments
		100	00-000-1110-000	

New Status Column

New status column 'Misc Dist Status' to the Upload Results section.

Upload Results						
Upload Status	Misc Dist Status	Appl Status	Adj Status	Upload Messages	Receipt ID	Document Number
<i>Default Values</i>						

1.1. New Columns

In this release of the AR Receipt Wizard, there has been the addition of new columns and section:

- Addition of column **Amount** to the default Unapply sheet.
- Addition of a new section **Miscellaneous Distributions** added to the Wizard.
- Addition of new status column **Misc Dist Status** to the Upload Results section.

Valid uses of these columns are as follows:

Amount column clearly states the amount to be unapplied.

Upload Results								
Upload Status	Appl Status	Upload Messages	Receipt ID	Receipt Number	Customer Name	Customer Number	Amount	Receipt Date
Accepted	Accepted		216225	559990	American Telepho	1001	500	26/02/2018
			216225	559990	American Telepho	1001	500	26/02/2018

Miscellaneous Distributions details can be added by either directly entering values to the sheet or via the Miscellaneous Distributions form. Invalid distribution lines will populate the **Misc Dist Messages** column with an error message and highlight the incorrect value with a red cell color.



Miscellaneous Distributions				
Misc Dist Messages	Misc Amount	Misc Percent	Misc Account	Misc Comments
The Misc Account value is invalid		100	01-402-4150-00	

New status column **Misc Dist Status** in the Upload Results section indicates the outcome of the miscellaneous distribution upload.

Upload Results						Receipt			
Upload Status	Misc Dist Status	Appl Status	Adj Status	Upload Messages	Receipt ID	Document Number	Payment Method	Receipt Type	Bank Account
<i>Default Values</i>									
Accepted	Accepted				240301		Manual Remittance	Miscellaneous	*****2647